



Curriculum Knowledge Organiser

## Autumn Term 1

*I should know...*

### Previous Learning:

In your setting prior to FS2, you will have made many new friends and begun to learn lots about them and their family. You should now also be able to tell an adult or peer about some your preferences such as your favourite colour and food; we will expand on this skill more this term. As you are getting older you are now more independent with going to the toilet and eating your lunch. Some of you will also be able to write or recognise some letters in your name - this will come in very handy! If you were in FS1 prior to FS2, you will already know and follow our EYFS Bee Rules.

### Subject Specific Vocabulary we will use:

Similar	If one thing is similar to another, they have features that are the same
Different	If two people or things are different, they are not like each other in one or more ways
Special	If someone or something is special, it is important and seen as exceptional and extraordinary!



## All About Me




*What makes me special?*

### Implementation~ Our Sticky Knowledge Aims:

#### Key information children will learn

I should know that everyone is different and that makes us special  
 I should have confidence to talk about my own interests and my life outside of school  
 I should learn about other people's families and interests  
 I should understand and follow the Bee rules  
 I should write my name to label a model or picture  
 I should develop my Phonics skills including recognising Set 1 Sounds, using my Fred fingers and writing sounds I can hear in CVC words.  
 I should develop my understanding of the composition of numbers up to 5.

### Exciting Books:

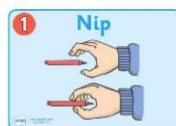


twinkl.co.uk

Explore	To investigate and look closely at a place or objects
Self-portrait	A drawing, painting that you do of yourself

### Support available for children:

- Adults will be supporting children as they play in order to learn about their strengths and any areas of need
- The RBA baseline will be completed, giving your child 1:1 time with their class teacher.
- Physical Development activities to support children with their pencil grip and fine motor control and to 'Squiggle while they Wiggle!'. We aim for all children to have a tripod grip- ask your child to 'nip, flip and grip!'
- Introducing lots of songs, rhymes and stories to make books and print exciting
- We have had Parent Meetings during the first week of this term.
- Look out for more details on parent's evening on the school website's Calendar of Events



Teachers will discuss with parents if they have any concerns about a child's learning and development.

### Children will Experience and Explore:

- ❖ To explore all the EYFS Unit and take part in lots of fun activities.
- ❖ We will be talking about our families and making new friends.
- ❖ We will share our favourite things, including our favourite colour, fruit, toy, animal and character.
- ❖ We will look closely at how we look in order to paint our own self-portraits, which we will displayed in the EYFS corridor.
- ❖ We will do lots of big and small movements with our arms, hands and fingers in preparation for pre-cursive handwriting practise.
- ❖ We will explore colour mixing using paint and begin to talk about different shades of colours.
- ❖ To explore a range of books that follow our interests in provision areas.
- ❖ To discuss the importance of treating everyone kindly by following the bee rules.
- ❖ We will also think about what makes us special with a little help from Elmer.
- ❖ We will explore the Seasons and changes in the world around us. The children will go on an Autumn Walk and plant bulbs.
- ❖ We will end the term by looking at how people celebrate Halloween and have our own Spooky Halloween party!