



FS1 Summer Term 1



Growing

Intent:

In this topic, we learn about a wide range of things that grow and what we can do to help them. We will look at ways we can nurture living things and help them to stay healthy.

Implementation ~ Our Sticky Knowledge Aims:






Key information children will learn

- ❖ What things grow
- ❖ How to plant a seed
- ❖ What seeds need to grow and how to nurture them
- ❖ What foods grow
- ❖ Which foods are healthy choices
- ❖ How to be a fit and healthy person
- ❖ The life cycle of a butterfly

Subject Specific Vocabulary we will use:

Grow	Someone or something natural that is getting bigger
Nature	Nature is all the animals, plants, and other things in the world that are not made by people
Healthy	Someone who is healthy is well and is not suffering from any illness.
Care	If you care for someone or something, you look after them

Exciting Books:



Plus many more!

Support available for children:

- Teachers will continue to observe and play with children to identify each child's next step and consider how we can meet their targets over the term.
- All children's Communication & Language skills are re-assessed using our WellComm screening.
- Teachers will work with specific groups of children to expand their phonics knowledge based on their current level of development.
- There are lots of activities to promote fine and gross motor development. We will continue with Dough Disco and Squiggle Whilst You Wiggle!
- Miss Box will discuss with parents if she has any concerns about a child's learning and development.

Additionally we will be:

- Beginning to sound out and blend CVC (consonant, vowel, consonant) words, such as 'c-a-t...cat' in Phonics. Some of us will also begin to explore specific letters and the pictures that represent the letters within the Read Write Inc programme.
- Applying our counting skills to the Growing topic in every day contexts such as counting seeds.
- Recognising numbers in the environment up to 10.
- Mark making for lots of different purposes, such as writing shopping lists in the role play house or labelling a plant in our allotment
- Beginning to learn about 3D shapes

Plus lots more!

Children will Experience and Explore:

- ❖ Creating a class 'height chart' to measure growth
- ❖ Planting sunflowers
- ❖ Caring for the fruits and vegetables in our FS allotment
- ❖ Tasting the the frukit and veg grown in our allotment
- ❖ Discussing what happened when our class caterpillars made their cocoons and emerged as butterflies
- ❖ Butterfly painting
- ❖ Exercising as a class to keep healthy

Impact: Where did our learning journey take us?

Last term we were so excited to look after our class caterpillars! We also had a special delivery of some frog spawn which we looked after very carefully. During the topic we explored many different animals from sealife to jungle to farm animals. It was very interesting to find out where our food comes from on the farm! During science week we completed lots of experiments and even planted our own cress - it was very important to look after the cress by watering it every day. One day we went on a spring walk, it was such lovely weather and we even spotted a squirrel! We also had a very important job to do this half term... to make our Mother's Day cards. We hope you liked them!