



FS2 Spring 1



Once Upon a Time

What stories can you tell us?

Welcome back! The children have settled brilliantly back into the school routine after the Christmas break and we are all very proud of them.

We will be starting PE later this term on Wednesday 25th January. You are more than welcome to send a PE kit into school ready for when your child needs it- Please make sure everything is clearly labelled with your child's name. Please ensure your child has the appropriate clothing for all aspects of school including PE. This consists of a plain white T-shirt, black or blue shorts and for Games a warm top and/or jogging bottoms (to be worn over the PE kit) and trainers. PE will be indoors for this term until the weather improves.

Please could we ask that all your child's clothing and equipment (including their lunch boxes, coats, hats and bags) are clearly labelled with their name. This makes it easier to return stray belongings to their rightful owner. Name labels can be obtained from www.stikins.co.uk - help raise funds for our school use our school's number 14630.

If you have anything you would like to discuss about your child please contact the class teacher. Thank you

Intent:

We would like the children to enjoy reading different Traditional Tales and understand the structure of these stories. The children will be able to retell these stories and make their own story map. The children will be supported to use story language as they play and to use new vocabulary when creating their own stories and adventures during free play. We will also be using the Phonics sounds learnt last term to write sentences for a purpose- from stories to labels!

Implementation~ Our Sticky Knowledge Aims:

Key information children will learn

- Understand the structure of a story including the start, middle and end.
- Understand the features of a story including characters and settings.
- To make their own story maps using visual aids to support their recall of the story.
- To recall some short phrases from traditional tales.
- To order objects by size, capacity and weight using up to three objects
- To learn about materials and their properties and understand why different materials are used for different purposes
- In Maths the children will have lots of opportunities to develop their understanding of number composition up to at least 7

Subject Specific Vocabulary we will use:

Adventure

A journey that you have to take risks in order to find excitement.

Instructions	Step by step guide telling you how to do or make something.
Setting	The environment where a story takes place.
Fiction	A story with characters that is not true

We will also learn to use lots of descriptive words to describe characters and story events.




Support available for children:

- Teachers will continue to observe and play with children to support them to progress in their learning
- NELI and WellComm interventions for Speech & Language will continue. You will have been notified if your child requires additional support
- Phonics and writing booster sessions to promote key reading and writing skills
- Regular reading with an adult using individual reading books matched to Phonics Development
- The children will be supported to develop their writing skills
- Please can you continue to recognise and blend Set 1 Sounds from Phonics as it is such an important part of supporting your child's progress

Teachers will discuss with parents if they have any concerns about a child's learning and development

The children will learn about number bonds to 5 and recall these facts using mental recall

Exciting Books:



Children will Experience and Explore:

- ❖ Enjoy reading a variety of books, including traditional tales
- ❖ The children will learn to use their imagination to create their own stories
- ❖ To learn new and exciting vocabulary through stories
- ❖ Explore and learn about the properties of materials.
- ❖ How to write for different purposes, such as stories, letters and instructions
- ❖ The children will have their own chance to design and build a house for one of the Three Little Pigs
- ❖ Talk about what type of house they live in and the materials their house is made from
- ❖ Look at different houses throughout the world comparing them to their houses looking at the similarities and differences
- ❖ To explore and order size with Goldilocks and The Three Bears.
- ❖ To follow instructions to bake our own Gingerbread biscuits.
- ❖ The children will also watch an exciting performance from a Theatre Company!



Impact: Where did our learning journey take us?

The children really enjoyed learning about nocturnal animals. They wrote their own facts and drew their favourite nocturnal animal. The children also enjoyed reading the Owl Babies story and decided their favourite character in the book - lots of us selected baby Bill! In this topic we also thought about the activities we do during the daytime and those we usually do at night. The children also talked about seasonal changes, we went on a winter walk where they noticed that the leaves had fallen off trees and it was much colder.

During this half term, it was also Christmas and the children really enjoyed talking about how they celebrate at home. We also had a surprise visit from Santa and his reindeers! Thank you to those family members that joined in with our Christmas Craft Open Days- we hope to have another one soon. Please remember you can share your child's learning at home by filling out a WOW moment or putting a photo on Tapestry.